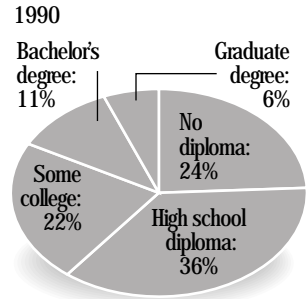
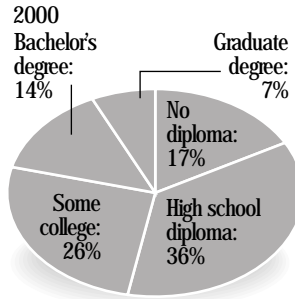


Ohio: By the numbers

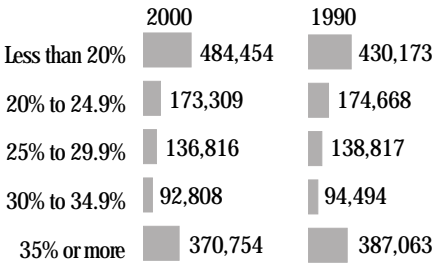
The makeup of Ohio's foreign-born population has changed in the past decade, newly released census data show. In 1990, more than half of Ohioans born outside the United States were from Europe. In 2000 the foreign-born population grew by almost a third. While the greatest number still come from Europe, Asia is gaining as is Latin America.

Education

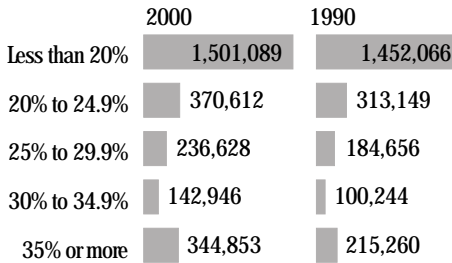


Housing

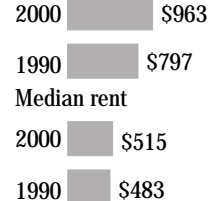
Percentage of income going toward rent
(in number of households)



Percentage of income going for home ownership
(in number of households)

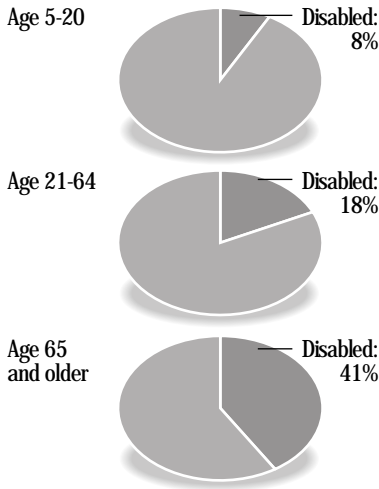


Monthly median homeowners' costs*



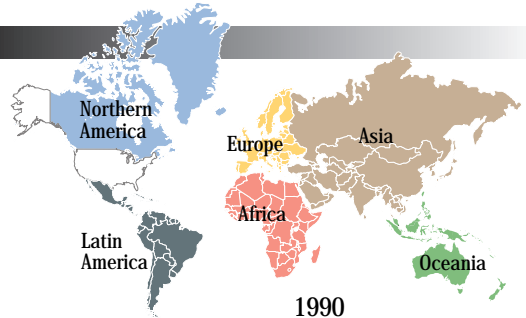
*Includes mortgage, taxes and insurance

Disabled population





Region of origin

This is where foreign-born residents of Ohio are from:



Foreign born



Note: All bar charts are not drawn on the same scale. Education numbers may not add up to 100 percent because of rounding; 1990 median rent and owners' costs have been adjusted for inflation. All monetary data reflect the previous year.
Source: U.S. Census Bureau